


STAMPED CARRIAGE HOUSE



Stamped carriage short shown in white with spade hardware.



Stamped carriage long shown in optional accents woodtones dark oak with madison inserts, plain glass, and spade hardware.



Stamped Carriage **Short**

Section Detail



Available in a short and long design, each stamp has a slight embossed frame followed by a recessed beveled edge with multiple verticle pressed lines that add a classic carriage house touch to this garage door style.



Stamped Carriage **Long**



Stamped carriage short shown in accents woodtones cedar with optional arched madison inserts, tinted glass, and barcelona 1 hardware.











SECTIONS
Limited Lifetime

SPRINGS
3 Years

HARDWARE
3 & 6 Years

Model Comparison Chart

	GOOD	BETTER	BEST
Panel Style / Model Number³			
Stamped Carriage Short	5250	5251	5283
Stamped Carriage Long	5950	5951	5983
Section Construction	2in. Thick - 1-Sided Steel	2in. Thick - 1-Sided Steel with Vinyl Back	2in. Thick - 2-Sided Steel
Section Material	Standard / 25 ² Ga. Steel	Standard / 25 ² Ga. Steel	Medium Duty / 27 ² Ga. Steel
Insulation Type	No Insulation	Polystyrene	Polystyrene
			
Thermal Rating	— 	R-7.94 	R-9.65 
			Polyurethane 
			R-16.55 

Personalizing Options

Colors¹ White, Almond, Sandstone, Brown, Bronze, Gray, Desert Tan, and Black are available on all Models.


Graphite			•	
Powder Coating¹	188 Colors	188 Colors	188 Colors	188 Colors
Painted Woodtones¹	•	•		
Accents Woodtones¹			•	•
Carbon Oak			•	
Windows / Inserts	•	•	•	•
Glass	Plain, Frosted, Tinted, Obscure, Glue Chip, and Seeded are available on all Models.			
Designer Glass			•	•

Warranty Limited Lifetime Warranty

¹ Refer to your local C.H.I. Dealer for exact color and woodtones match. ² Lower steel gauge [ga.] number indicates stronger steel. ³ Model number indicates construction, window, and panel style. ⁴ Long [41" x 13"] windows will be substituted in doors with windows in 18" sections.

Personalizing Options For all window and glass options see pages 14-15

COLORS¹




POWDER COATING¹



Our in-house powder coating provides multiple color options while providing a maintenance free, durable finish.

PAINTED WOODTONES¹



Modern

Classic

ACCENTS WOODTONES¹



Walnut

Driftwood

Mahogany

Cedar

Dark Oak

Natural Oak

Carbon Oak

Stamped Carriage House **DECORATIVE HARDWARE**

Permanent



Spade



Wrought Iron



Barcelona 1



Barcelona 2

Magnetic



Spade



Ashford

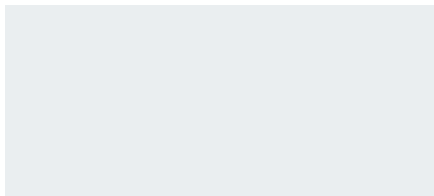


Clavos

Raised Panel, Stamped Carriage House, and Stamped Shaker **GLASS**




Plain available as single pane Polycarbonate




Frosted




Tinted



Obscure



Glue Chip



Seeded

*Refer to your local C.H.I. Dealer for exact color and woodtones match.

Raised Panel SHORT - INSERTS 19in x 13in



Plain



Cascade



Stockton



Prairie



Waterton



Sherwood



Cathedral



Sunburst

Raised Panel LONG - INSERTS 41in x 13in



Plain



Cascade



Stockton



Arched Stockton



Madison



Arched Madison



Prairie



Waterton



Sherwood



Sunburst

Stamped Carriage House, Stamped Shaker OVERSIZED - INSERTS 42in x 15in



Plain



Cascade



Stockton



Arched Stockton



Madison



Arched Madison


DESIGNER GLASS




Hawthorne



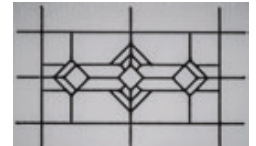
Somerset



Hampton



Newport



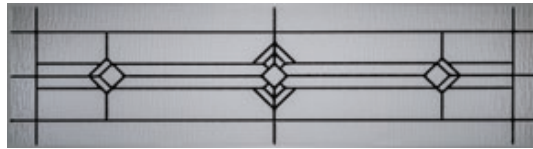
Temple



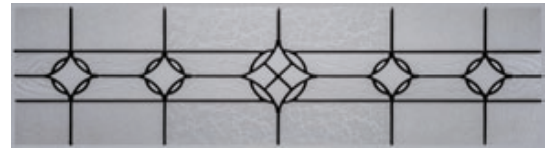
Hawthorne



Somerset



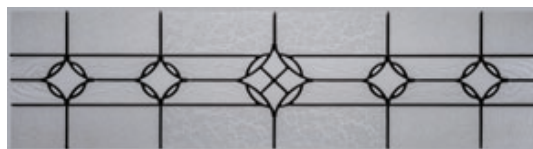
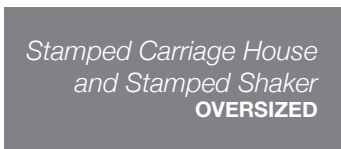
Temple



Newport



Florence



Newport



Florence

1485





DOORVISIONS
Bring your vision to life.

C.H.I. DEALERS

A BETTER BUYING EXPERIENCE

All C.H.I. doors, replacement parts, and accessories are sold only through our network of C.H.I. dealers: dedicated professionals who install and service our doors with the same quality and workmanship we use to manufacture them.

chiohd.com | 1485 Sunrise Drive | Arthur, IL 61911 | USA

Your Local Garage Door Professional

